

Rk	Name	#	NF	Pass	E	D	T	P	Score	Total
1	HANCHAROU Uladzislau	9	BLR	1	24,900	17,5	18,185		60,585	<b>60,585</b>
2	USHAKOV Dmitrii	65	RUS	1	24,000	17,8	17,920		59,720	<b>59,720</b>
3	BAILEY Nathan	28	GBR	1	24,600	16,2	17,855		58,655	<b>58,655</b>
4	KAZAK Mikalai	11	BLR	1	24,900	16,2	17,420		58,520	<b>58,520</b>
5	PIUNOV Oleg	4	AZE	1	23,700	16,4	17,425		57,525	<b>57,525</b>
6	STRONG Luke	29	GBR	1	22,800	16,9	17,250		56,950	<b>56,950</b>
7	SONN Kyrylo	36	GER	1	23,100	16,9	16,860		56,860	<b>56,860</b>
8	BYEDYEVKIN Dmytro	76	UKR	1	23,100	15,6	17,490		56,190	<b>56,190</b>

SJ:KARAVAEVA Irina (UEG) SJ:STOYCHEVA Mariela (UEG) SJ:VICENTE Miguel (UEG) CJP:BELTRAMI Francesca (ITA)  
E1:WULLAERT Didier (BEL) E2:ZIERAU Bo (DEN) E3:PISCARRETA Sara (POR) E4:VOGT Andreas (SUI) E5:KRASSTEV Ivo (BUL)  
D6:THOMPSON Claire (GBR) D7:STEFANIKOVA Jana (CZE) T8:BIERENFELD Gerda (GER) R:CHRYSOSPATHEIS Dimosthenis (GRE)

## TRA Men Semifinal


































Rk	Name	#	NF	Pass	E	D	T	P	Score	Total
1	HANCHAROU Uladzislau	9	BLR	1	24,600	17,5	18,075		60,175	<b>60,175</b> Q
2	USHAKOV Dmitrii	65	RUS	1	23,700	16,7	17,500		57,900	<b>57,900</b> Q
3	STRONG Luke	29	GBR	1	23,400	16,9	17,405		57,705	<b>57,705</b> Q
4	BAILEY Nathan	28	GBR	1	24,000	16,2	17,375		57,575	<b>57,575</b> Q
5	KAZAK Mikalai	11	BLR	1	24,300	16,2	17,050		57,550	<b>57,550</b> Q
6	SONN Kyrylo	36	GER	1	24,000	16,0	17,250	0,1	57,150	<b>57,150</b> Q
7	BYEDYEVKIN Dmytro	76	UKR	1	24,000	15,6	17,520		57,120	<b>57,120</b> Q
8	PIUNOV Oleg	4	AZE	1	23,100	16,0	17,325		56,425	<b>56,425</b> Q
9	FERREIRA Pedro	59	POR	1	22,800	16,2	17,250		56,250	<b>56,250</b> R
10	GANCHINHO Diogo	61	POR	1	22,800	16,2	17,175		56,175	<b>56,175</b> R
11	TOMASZEWSKI Lukasz	56	POL	1	23,400	16,0	16,740		56,140	<b>56,140</b>
12	NORDFORS Jonas	71	SWE	1	22,200	16,5	17,030		55,730	<b>55,730</b>
13	LEGROS Romain	24	FRA	1	23,100	15,8	16,810		55,710	<b>55,710</b>
14	ABREU Diogo	60	POR	1	22,200	16,1	17,410		55,710	<b>55,710</b>
15	MUTLU Gurkan	73	TUR	1	23,400	15,4	16,410		55,210	<b>55,210</b>
16	LENOIR Loic	6	BEL	1	23,700	15,0	16,465		55,165	<b>55,165</b>

















## TRA Men Semifinal
















Rk	Name	#	NF	Pass	E	D	T	P	Score	Total
17	NOZADZE Zurab	30	GEO	1	24,600	14,2	16,225		55,025	<b>55,025</b>
18	MARTINY Sebastien	27	FRA	1	21,300	15,8	17,490		54,590	<b>54,590</b>
19	KOSHKADZE Tengizi	32	GEO	1	7,500	5,5	5,560		18,560	<b>18,560</b>
20	LUCARELLI Alessandro	49	ITA	1	6,900	5,5	5,365		17,765	<b>17,765</b>
21	BURDZIAK Lukasz	54	POL	1	6,600	5,1	5,390		17,090	<b>17,090</b>
22	MELNIK Mikhail	63	RUS	1	4,200	4,1	3,775		12,075	<b>12,075</b>
23	AZARIAN Sergei	62	RUS	1	4,500	3,6	3,805		11,905	<b>11,905</b>
24	GRAPSAS Marios	38	GRE	1	4,500	3,1	3,610		11,210	<b>11,210</b>

SJ-P:ZEMAN Vladimir (UEG) - SJ-D:NUNES Luis (UEG) - SJ-E:KARAVAEVA Irina (UEG) - CJP:FREDERIKSEN Trine (DEN)  
 E1:PEDOSON Merle (EST) - E2:GUT Marcel (SUI) - E3:VANGELOVA Mariya (BUL) - E4:BRAILOVA Regina (UKR) - E5:GORANSSON Mats (SWE)  
 D6:AGAFONOVA Svetlana (RUS) - D7:LEBEDZEVA Natallia (BLR) - T8:TRENNER Michael (AUT) - R:SVARAK Viktor (LTU) -

Rk	Name	#	NF	Pass	E	D	T	P	Score	Total
1	HANCHAROU Uladzislau	9	 BLR	1	28,500	3,4	19,450		51,350	<b>111,305</b>
				2	24,600	17,5	17,855		59,955	
2	USHAKOV Dmitrii	65	 RUS	1	28,500	3,1	18,670		50,270	<b>111,210</b>
				2	25,800	17,1	18,040		60,940	
3	RABTSAU Aleh	10	 BLR	1	27,600	3,1	18,425		49,125	<b>107,810</b>
				2	24,900	16,2	17,585		58,685	
4	BAILEY Nathan	28	 GBR	1	27,900	2,7	18,960		49,560	<b>107,785</b>
				2	24,600	16,2	17,425		58,225	
5	MELNIK Mikhail	63	 RUS	1	26,700	3,1	18,760		48,560	<b>107,655</b>
				2	24,000	17,3	17,795		59,095	
6	KAZAK Mikalai	11	 BLR	1	28,200	3,2	18,315		49,715	<b>107,245</b>
				2	24,000	16,2	17,330		57,530	
7	GANCHINHO Diogo	61	 POR	1	27,600	3,3	18,520		49,420	<b>106,185</b>
				2	23,700	16,2	16,865		56,765	
8	MARTINY Sebastien	27	 FRA	1	27,000	3,2	18,285		48,485	<b>105,550</b>
				2	24,000	15,8	17,265		57,065	
9	SONN Kyrilo	36	 GER	1	27,000	3,3	18,255		48,555	<b>105,540</b>
				2	23,700	15,8	17,485		56,985	
10	STRONG Luke	29	 GBR	1	26,400	3,1	18,450		47,950	<b>105,110</b>
				2	22,800	16,9	17,460		57,160	
11	ABREU Diogo	60	 POR	1	26,400	3,3	18,785		48,485	<b>104,675</b>
				2	22,500	16,5	17,190		56,190	
12	AZARIAN Sergei	62	 RUS	1	26,100	2,9	18,525		47,525	<b>104,315</b>
				2	21,900	16,9	17,990		56,790	
13	FERREIRA Pedro	59	 POR	1	27,000	3,4	18,405		48,805	<b>103,800</b>
				2	21,900	16,0	17,095		54,995	
14	BYEDYEVKIN Dmytro	76	 UKR	1	27,300	3,2	18,275		48,775	<b>103,370</b>
				2	21,900	15,6	17,095		54,595	
15	PIUNOV Oleg	4	 AZE	1	25,800	3,3	18,630		47,730	<b>103,330</b>
				2	23,100	15,4	17,100		55,600	
16	LEGROS Romain	24	 FRA	1	27,300	2,7	18,205		48,205	<b>102,810</b>
				2	22,500	15,8	16,305		54,605	

Rk	Name	#	NF	Pass	E	D	T	P	Score	Total
17	NORDFORS Jonas	71	 SWE	1	26,700	3,1	17,825		47,625	<b>102,730</b>
				2	21,900	16,2	17,005		55,105	
18	TOMASZEWSKI Lukasz	56	 POL	1	26,100	2,9	18,360		47,360	<b>102,110</b>
				2	22,200	16,0	16,550		54,750	
19	LENOIR Loic	6	 BEL	1	26,400	2,9	17,780		47,080	<b>102,040</b>
				2	23,100	15,2	16,660		54,960	
20	SANTOS Ricardo	58	 POR	1	26,400	3,4	18,455		48,255	<b>102,005</b>
				2	21,300	15,4	17,050		53,750	
21	KOSHKADZE Tengizi	32	 GEO	1	26,700	2,9	18,310		47,910	<b>101,745</b>
				2	22,800	14,4	16,635		53,835	
22	NOZADZE Zurab	30	 GEO	1	27,000	3,3	17,378		47,678	<b>101,578</b>
				2	23,400	14,2	16,300		53,900	
23	LUCARELLI Alessandro	49	 ITA	1	27,000	2,9	17,730		47,630	<b>100,965</b>
				2	21,900	14,6	16,835		53,335	
24	BURDZIAK Lukasz	54	 POL	1	26,700	2,7	18,445		47,845	<b>100,930</b>
				2	20,700	15,2	17,185		53,085	
25	MUTLU Gurkan	73	 TUR	1	25,500	3,1	17,880		46,480	<b>100,350</b>
				2	22,500	14,5	16,870		53,870	
26	GRAPSAS Marios	38	 GRE	1	25,500	3,1	17,805		46,405	<b>100,285</b>
				2	23,100	13,9	16,880		53,880	
27	VOGEL Fabian	34	 GER	1	26,100	2,9	18,225		47,225	<b>99,730</b>
				2	21,000	15,0	16,505		52,505	
28	GEENS Joris	8	 BEL	1	24,600	3,2	17,780		45,580	<b>99,675</b>
				2	21,600	15,8	16,695		54,095	
29	GRAPSAS Konstantinos	40	 GRE	1	24,300	3,1	17,500		44,900	<b>99,450</b>
				2	22,500	15,2	16,850		54,550	
30	FEDOROVSKIY Dmitriy	2	 AZE	1	25,200	2,9	17,020		45,120	<b>99,395</b>
				2	21,600	16,4	16,275		54,275	
31	TORRAS Marc	21	 ESP	1	24,600	3,1	17,295		44,995	<b>97,895</b>
				2	22,200	15,0	15,700		52,900	

Rk	Name	#	NF	Pass	E	D	T	P	Score	Total
32	VEGA David	22	 ESP	1	24,000	3,7	17,385		45,085	<b>96,375</b>
				2	21,300	13,2	16,790		51,290	
33	TEILLERS Roeland	50	 NED	1	24,900	2,7	17,735		45,335	<b>96,310</b>
				2	21,300	14,2	15,475		50,975	
34	PUTKARADZE Giorgi	31	 GEO	1	25,200	2,9	17,890		45,990	<b>95,980</b>
				2	21,000	13,2	15,790		49,990	
35	VAN OVERBERGHE Ben	7	 BEL	1	23,700	3,1	17,360		44,160	<b>95,600</b>
				2	20,400	15,2	15,840		51,440	
36	KATZ Alon	44	 ISR	1	24,900	3,3	16,820		45,020	<b>95,385</b>
				2	20,700	14,0	15,665		50,365	
37	SUELT Adam	15	 CZE	1	24,600	2,7	17,774		45,074	<b>95,324</b>
				2	19,800	14,2	16,250		50,250	
38	TOPTIDIS Ioannis	37	 GRE	1	26,100	2,7	17,440		46,240	<b>95,190</b>
				2	19,500	13,8	15,750	0,1	48,950	
39	DEMMERS Jimmy	52	 NED	1	26,100	2,9	17,625		46,625	<b>95,015</b>
				2	19,500	13,4	15,490		48,390	
40	MARTIN Jorge	20	 ESP	1	24,300	2,3	18,990		45,590	<b>94,440</b>
				2	19,200	12,8	16,850		48,850	
41	HOP Samuel	53	 NED	1	25,500	2,7	16,415		44,615	<b>93,815</b>
				2	20,700	13,5	15,000		49,200	
42	SCHOPPE Jacob	18	 DEN	1	23,100	2,9	17,725		43,725	<b>93,505</b>
				2	18,900	14,4	16,480		49,780	
43	SOBAKAR Dmytro	74	 UKR	1	22,800	3,3	17,435		43,535	<b>93,000</b>
				2	20,100	14,4	14,965		49,465	
44	VINCZE Akos	42	 HUN	1	23,700	1,5	16,255		41,455	<b>92,450</b>
				2	23,100	11,9	15,995		50,995	
45	GRISHUNIN Ilya	3	 AZE	1	19,800	0,0	13,615		33,415	<b>89,990</b>
				2	22,500	16,4	17,675		56,575	
46	ARTEMIEV Sergey	45	 ISR	1	23,400	2,7	16,240		42,340	<b>89,970</b>
				2	19,500	13,0	15,130		47,630	
47	AGHAMIROV Ruslan	1	 AZE	1	20,400	1,1	14,150		35,650	<b>89,535</b>
				2	21,900	15,4	16,585		53,885	

Rk	Name	#	NF	Pass	E	D	T	P	Score	Total
48	JUHASZ Zsolt Mate	41	 HUN	1	20,100	2,4	17,050		39,550	<b>89,240</b>
				2	19,500	14,0	16,190	49,690		
49	FEDORENKO Nikita	64	 RUS	1	26,400	3,1	18,400		47,900	<b>88,585</b>
				2	16,500	11,7	12,485	40,685		
50	LUCIANI Stefano	48	 ITA	1	21,300	2,9	17,835		42,035	<b>86,315</b>
				2	18,600	11,2	14,480	44,280		
51	VAN ZEIJL Maxim	51	 NED	1	27,300	2,5	17,845		47,645	<b>84,785</b>
				2	15,300	9,9	11,940	37,140		
52	PROGIN Simon	66	 SUI	1	24,600	2,7	18,020		45,320	<b>83,020</b>
				2	15,600	10,7	11,400	37,700		
53	PONCE Jaime	23	 ESP	1	25,500	3,3	17,640		46,440	<b>79,850</b>
				2	13,800	9,2	10,410	33,410		
54	KJAER Benjamin	19	 DEN	1	24,900	2,7	17,910		45,510	<b>78,290</b>
				2	12,900	9,6	10,280	32,780		
55	ASHHAB Naim	16	 CZE	1	23,400	1,3	15,740		40,440	<b>76,030</b>
				2	14,400	9,6	11,590	35,590		
56	ALOI Dario	47	 ITA	1	24,900	2,9	17,755		45,555	<b>71,745</b>
				2	11,400	6,3	8,490	26,190		
57	SCHMIDT Daniel	33	 GER	1	27,000	2,9	18,055		47,955	<b>69,955</b>
				2	8,400	6,7	6,900	22,000		
58	ZHUK Artsiom	12	 BLR	1	27,300	3,1	18,950		49,350	<b>67,685</b>
				2	7,800	4,9	5,635	18,335		
59	DEMIRO O DOMIRO Morgan	26	 FRA	1	27,000	3,2	18,740		48,940	<b>67,480</b>
				2	7,500	5,5	5,540	18,540		
60	KOBBER Immanuel	35	 GER	1	27,900	2,7	18,015		48,615	<b>66,360</b>
				2	6,900	5,5	5,345	17,745		
61	PROSTOROV Mykola	75	 UKR	1	24,600	1,1	16,665		42,365	<b>65,340</b>
				2	9,000	6,9	7,175	0,1	22,975	
62	ILIEV Georgi	13	 BUL	1	5,100	0,0	3,755	0,1	8,755	<b>63,510</b>
				2	22,500	14,6	17,655	54,755		

Rk	Name	#	NF	Pass	E	D	T	P	Score	Total
63	ZAKRZEWSKI Artur	55	POL	1 26,700 2 5,100	2,9 5,5	17,657 5,385			47,257 15,985	<b>63,242</b>
64	DEBACKER Simon	5	BEL	1 24,900 2 6,000	3,3 5,3	18,030 5,480			46,230 16,780	<b>63,010</b>
65	AABERG Mans	70	SWE	1 24,600 2 6,000	2,5 5,5	17,820 5,500			44,920 17,000	<b>61,920</b>
66	MORANTE Allan	25	FRA	1 26,100 2 5,100	3,2 3,8	18,855 3,815			48,155 12,715	<b>60,870</b>
67	SMITH Oscar	72	SWE	1 22,200 2 6,600	2,9 5,5	17,770 5,285			42,870 17,385	<b>60,255</b>
68	HOLENWEG Romain	67	SUI	1 24,300 2 4,500	3,2 3,2	17,415 3,715			44,915 11,415	<b>56,330</b>
69	RAYMOND Jimmy	68	SUI	1 27,000 2 2,400	2,9 2,0	17,645 1,770			47,545 6,170	<b>53,715</b>
70	KOUTAVAS Apostolos	39	GRE	1 25,500 2 2,100	3,6 2,0	17,835 1,910			46,935 6,010	<b>52,945</b>
71	PRAEST Daniel	17	DEN	1 25,800 2 1,800	2,7 2,0	18,465 1,920			46,965 5,720	<b>52,685</b>
72	CANNONE Flavio	46	ITA	1 24,300 2 2,400	3,2 1,9	18,115 1,900			45,615 6,200	<b>51,815</b>
73	HES Bartlomiej	57	POL	1 24,600 2 2,400	2,9 2,0	17,630 1,885			45,130 6,285	<b>51,415</b>
74	IVANOV Yasen	14	BUL	1 23,100 2 2,400	2,8 2,0	17,425 1,850			43,325 6,250	<b>49,575</b>

SJ-P: ZEMAN Vladimir (UEG) - SJ-E: KARAVAEVA Irina (UEG) - SJ-D: VAN WETERING Babette (UEG) - CJP: BELTRAMI Francesca (ITA)  
E1: WULLAERT Didier (BEL) - E2: ZIERAU Bo (DEN) - E3: VAN DIJK Saskia (NED) - E4: VOGT Andreas (SUI) - E5: KRASSTEV Ivo (BUL)  
D6: CHRYSOSPATHEIS Dimosthenis (GRE) - D7: STEFANIKOVA Jana (CZE) - T8: THOMPSON Claire (GBR) - R: GASIMOV Abdulla (AZE)





# TRA Women Final



















Rk	Name	#	NF	Pass	E	D	T	P	Score	Total
1	PAVLOVA Yana	194	RUS	1	24,300	15,0	16,265		55,565	<b>55,565</b>
2	HARCHONAK Hanna	155	BLR	1	24,900	13,1	16,450		54,450	<b>54,450</b>
3	DRISCOLL Katherine	173	GBR	1	23,100	15,0	16,205		54,305	<b>54,305</b>
4	KOCHESOK Susana	193	RUS	1	23,700	13,6	16,745		54,045	<b>54,045</b>
5	MOSKVINA Nataliya	202	UKR	1	23,400	14,4	15,440		53,240	<b>53,240</b>
6	CLARK Pamela	172	GBR	1	21,600	15,0	16,285		52,885	<b>52,885</b>
7	ADAM Leonie	180	GER	1	23,100	12,9	15,785		51,785	<b>51,785</b>
8	RENTE Ana	190	POR	1	20,700	14,0	15,780		50,480	<b>50,480</b>

SJ:VAN WETERING Babette (UEG) SJ:SIEGFRIED Patrick (UEG) SJ:NUNES Luis (UEG) CJP:LAVERGNE Lilian (FRA)  
 E1:RODRIGUEZ Maria (ESP) E2:OKONIEWSKI Waldemar (POL) E3:VAN DIJK Saskia (NED) E4:ANDERSSON Ulf (SWE) E5:KHOPERIA Rusudan (GEO)  
 D6:SINIAKOVA Olga (RUS) D7:PASHKOUSKAYA Sviatlana (BLR) T8:KAGARLYTSKYI Viktor (UKR) R:HALASZ Tibor (HUN)



















## TRA Women Semifinal


















Rk	Name	#	NF	Pass	E	D	T	P	Score	Total
1	PAVLOVA Yana	194	 RUS	1	24,300	14,0	16,365		54,665	<b>54,665</b> Q
2	RENTE Ana	190	 POR	1	24,000	13,8	15,935		53,735	<b>53,735</b> Q
3	CLARK Pamela	172	 GBR	1	22,500	15,0	16,170		53,670	<b>53,670</b> Q
4	MOSKVINA Nataliya	202	 UKR	1	24,000	14,0	15,535		53,535	<b>53,535</b> Q
5	HARCHONAK Hanna	155	 BLR	1	23,700	13,1	16,605		53,405	<b>53,405</b> Q
6	KOCHEKOV Susana	193	 RUS	1	23,100	13,6	16,560		53,260	<b>53,260</b> Q
7	ADAM Leonie	180	 GER	1	24,300	12,9	15,975		53,175	<b>53,175</b> Q
8	DRISCOLL Katherine	173	 GBR	1	22,500	14,4	15,920		52,820	<b>52,820</b> Q
9	LABROUSSE Lea	169	 FRA	1	23,400	13,6	15,405		52,405	<b>52,405</b> R
10	JURBERT Marine	171	 FRA	1	23,100	12,7	15,540		51,340	<b>51,340</b> R
11	BET Bo	188	 NED	1	22,500	13,3	15,350		51,150	<b>51,150</b>
12	PARKER Amanda	175	 GBR	1	21,600	14,2	15,100		50,900	<b>50,900</b>
13	MUELLER Silva	181	 GER	1	22,500	13,1	15,095		50,695	<b>50,695</b>
14	RYZHKOVA Vladislava	191	 RUS	1	21,900	13,1	15,280		50,280	<b>50,280</b>
15	KASAPOGLOU Lila	182	 GRE	1	21,300	14,0	14,875		50,175	<b>50,175</b>
16	WIRTH Sylvie	195	 SUI	1	21,300	13,5	15,365		50,165	<b>50,165</b>

Rk	Name	#	NF	Pass	E	D	T	P	Score	Total
17	ODISHVILI Ana	178	 GEO	1	22,200	13,3	14,495		49,995	<b>49,995</b>
18	BADYHINA Palina	157	 BLR	1	22,500	12,1	14,820		49,420	<b>49,420</b>
19	GOGASHVILI Nana	176	 GEO	1	25,500	9,2	14,655		49,355	<b>49,355</b>
20	MALKOVA Svitlana	199	 UKR	1	18,000	13,7	16,100		47,800	<b>47,800</b>
21	SAINZ Cristina	166	 ESP	1	21,000	12,5	14,285		47,785	<b>47,785</b>
22	MARTINS Beatriz	189	 POR	1	20,400	12,7	14,675		47,775	<b>47,775</b>
23	FRYDRYCHOVA Zita	160	 CZE	1	6,600	4,4	5,010		16,010	<b>16,010</b>
24	PRAT Claudia	167	 ESP	1	2,400	2,0	1,785		6,185	<b>6,185</b>

SJ-P:ZEMAN Vladimir (UEG) - SJ-E:STOYCHEVA Mariela (UEG) - SJ-D:VAN WETERING Babette (UEG) - CJP:LAVERGNE Lilian (FRA)  
E1:THOMPSON Claire (GBR) - E2:OKONIEWSKI Waldemar (POL) - E3:PISCARRETA Sara (POR) - E4:ANDERSSON Ulf (SWE) - E5:BIERENFELD Gerda (GER)  
D6:SINIAKOVA Olga (RUS) - D7:KHOPERIA Rusudan (GEO) - T8:KAGARLYTSKYI Viktor (UKR) - IO:HALASZ Tibor (HUN) - R:EPELBAUM Sergey (ISR) -

Rk	Name	#	NF	Pass	E	D	T	P	Score	Total
1	PAVLOVA Yana	194	 RUS	1	27,300	2,7	16,935		46,935	<b>100,890</b>
				2	22,800	15,0	16,155		53,955	
2	GOLOVINA Luba	179	 GEO	1	27,000	2,9	17,280		47,180	<b>99,860</b>
				2	23,400	12,9	16,380		52,680	
3	ADAM Leonie	180	 GER	1	27,300	2,3	16,545		46,145	<b>98,745</b>
				2	23,700	12,9	16,000		52,600	
4	HARCHONAK Hanna	155	 BLR	1	26,100	2,9	17,520		46,520	<b>98,705</b>
				2	23,700	12,1	16,385		52,185	
5	CLARK Pamela	172	 GBR	1	25,200	2,9	16,770		44,870	<b>98,545</b>
				2	22,500	15,0	16,175		53,675	
6	JURBERT Marine	171	 FRA	1	26,100	2,9	16,710		45,710	<b>98,265</b>
				2	23,400	13,1	16,055		52,555	
7	DRISCOLL Katherine	173	 GBR	1	25,800	2,7	17,020		45,520	<b>97,835</b>
				2	21,900	14,4	16,015		52,315	
8	PARKER Amanda	175	 GBR	1	27,000	2,8	16,220		46,020	<b>97,615</b>
				2	22,200	14,4	14,995		51,595	
9	MOSKVINA Nataliya	202	 UKR	1	25,200	2,9	16,345		44,445	<b>97,555</b>
				2	23,400	14,2	15,510		53,110	
10	FRYDRYCHOVA Zita	160	 CZE	1	26,100	3,1	16,975		46,175	<b>97,410</b>
				2	22,200	13,5	15,535		51,235	
11	WIRTH Sylvie	195	 SUI	1	26,100	2,7	16,605		45,405	<b>95,885</b>
				2	21,600	13,5	15,380		50,480	
12	RENTE Ana	190	 POR	1	25,200	3,1	16,690		44,990	<b>95,850</b>
				2	21,300	13,8	15,760		50,860	
13	KOCESOK Susana	193	 RUS	1	24,900	3,1	17,095		45,095	<b>95,735</b>
				2	21,000	13,6	16,040		50,640	
14	LABROUSSE Lea	169	 FRA	1	24,600	3,1	16,095		43,795	<b>95,590</b>
				2	23,100	13,3	15,395		51,795	
15	PAGE Bryony	174	 GBR	1	27,300	2,9	16,145		46,345	<b>95,370</b>
				2	20,100	14,4	14,525		49,025	
16	MUELLER Silva	181	 GER	1	25,500	2,9	16,140		44,540	<b>95,200</b>
				2	22,500	13,1	15,060		50,660	

Rk	Name	#	NF	Pass	E	D	T	P	Score	Total
17	PRAT Claudia	167	 ESP	1	26,100	2,7	16,635		45,435	<b>95,005</b> Q
				2	20,100	13,6	15,870	49,570		
18	MARTINS Beatriz	189	 POR	1	25,800	2,9	16,470		45,170	<b>94,340</b> Q
				2	20,700	13,6	14,870	49,170		
19	ODISHVILI Ana	178	 GEO	1	26,700	1,6	16,030		44,330	<b>94,190</b> Q
				2	21,600	13,3	14,960	49,860		
20	MALKOVA Svitlana	199	 UKR	1	23,400	3,3	16,640		43,340	<b>94,185</b> Q
				2	21,900	13,1	15,845	50,845		
21	BADYHINA Palina	157	 BLR	1	25,200	2,0	15,680		42,880	<b>93,065</b> Q
				2	23,100	12,1	14,985	50,185		
22	BET Bo	188	 NED	1	24,900	2,5	16,315		43,715	<b>93,065</b> Q
				2	21,000	13,3	15,050	49,350		
23	SAINZ Cristina	166	 ESP	1	25,200	2,2	16,090		43,490	<b>92,525</b> Q
				2	21,900	12,7	14,435	49,035		
24	KASAPOGLOU Lila	182	 GRE	1	23,700	3,1	16,140		42,940	<b>92,440</b> Q
				2	20,700	14,0	14,800	49,500		
25	GOGASHVILI Nana	176	 GEO	1	25,800	2,5	15,015		43,315	<b>91,940</b> Q
				2	25,800	8,0	14,825	48,625		
26	RYZHKOVA Vladislava	191	 RUS	1	25,200	1,5	16,000		42,700	<b>91,425</b> R
				2	21,300	12,1	15,325	48,725		
27	MASFRET Cristina	165	 ESP	1	24,600	2,2	15,755		42,555	<b>91,360</b> R
				2	22,800	11,1	14,905	48,805		
28	PARIS Laura	168	 FRA	1	22,200	1,5	15,300		39,000	<b>91,225</b>
				2	24,000	12,1	16,125	52,225		
29	ZAITSEVA Sabina	153	 AZE	1	24,000	2,2	16,300		42,500	<b>90,150</b>
				2	21,000	11,4	15,250	47,650		
30	RYDEN Hanna	196	 SWE	1	23,700	1,8	15,600		41,100	<b>87,545</b>
				2	20,400	10,7	15,345	46,445		
31	IVANOVA Simona	159	 BUL	1	23,700	2,2	15,960		41,860	<b>86,870</b>
				2	19,200	10,8	15,010	45,010		

Rk	Name	#	NF	Pass	E	D	T	P	Score	Total
32	WALMOD Maila	161	DEN	1	22,500	2,5	15,880		40,880	<b>86,575</b>
				2	18,600	12,0	15,095	45,695		
33	SJOBERG Lina	198	SWE	1	21,000	3,1	15,020		39,120	<b>86,220</b>
				2	19,800	12,9	14,400	47,100		
34	SANTIAGO Elvira	164	ESP	1	20,700	2,9	14,795		38,395	<b>84,725</b>
				2	21,300	10,2	14,830	46,330		
35	KORNETSKAYA Anna	192	RUS	1	25,200	2,9	16,835		44,935	<b>84,440</b>
				2	16,500	9,3	13,705	39,505		
36	MOGENSEN Helena	162	DEN	1	21,300	2,5	15,415		39,215	<b>84,365</b>
				2	19,500	10,7	14,950	45,150		
37	HEDBERG LUNDBLAD Louise	197	SWE	1	22,500	1,8	15,100		39,400	<b>82,965</b>
				2	19,500	10,0	14,065	43,565		
38	SMITH Vanessa Rae	163	DEN	1	20,400	2,5	15,190		38,090	<b>81,630</b>
				2	18,900	9,7	14,940	43,540		
39	CSANICZ Laura Blanka	183	HUN	1	19,500	1,5	14,270		35,270	<b>76,545</b>
				2	18,900	7,9	14,475	41,275		
40	BOERSMA Kirsten	187	NED	1	25,200	2,7	16,500		44,400	<b>70,620</b>
				2	10,800	7,4	8,020	26,220		
41	KYIKO Maryna	201	UKR	1	7,800	0,0	4,980		12,780	<b>63,275</b>
				2	21,300	13,8	15,395	50,495		
42	BAKUNOVYTSKA Anna	200	UKR	1	4,200	1,7	3,360		9,260	<b>60,650</b>
				2	22,800	13,1	15,490	51,390		
43	FOKKE Tara	186	NED	1	19,200	0,7	16,375		36,275	<b>59,865</b>
				2	10,200	5,4	7,990	23,590		
44	PIATRENIA Tatsiana	156	BLR	1	25,800	2,9	16,760		45,460	<b>57,075</b>
				2	4,800	3,4	3,415	11,615		
45	NATTA Vincente	170	FRA	1	24,900	3,1	16,570		44,570	<b>54,375</b>
				2	3,900	2,5	3,405	9,805		
46	JANJGAVA Teona	177	GEO	1	25,200	1,6	16,105		42,905	<b>53,200</b>
				2	3,900	3,1	3,295	10,295		
47	LENDERS Andrea	185	NED	1	25,800	2,9	16,555		45,255	<b>51,430</b>
				2	2,400	2,0	1,775	6,175		



# TRA Women Prelims



Rk	Name	#	NF	Pass	E	D	T	P	Score	Total
48	LON Maryia	154	BLR	1	26,700	2,0	16,930		45,630	<b>51,275</b>
				2	2,400	1,5	1,745	5,645		
49	MICHELINI Costanza	184	ITA	1	16,200	2,9	17,255		36,355	<b>46,675</b>
				2	3,900	3,2	3,220	10,320		

SJ-P: ZEMAN Vladimir (UEG) - SJ-E: NUNES Luis (UEG) - SJ-D: STOYCHEVA Mariela (UEG) - CJP: LAVERGNE Lilian (FRA)  
 E1: RODRIGUEZ Maria (ESP) - E2: OKONIEWSKI Waldemar (POL) - E3: PISCARRETA Sara (POR) - E4: ANDERSSON Ulf (SWE) - E5: BIERENFELD Gerda (GER)  
 D6: SINIAKOVA Olga (RUS) - D7: KHOPERIA Rusudan (GEO) - T8: EPELBAUM Sergey (ISR) - IO: KAGARLYTSKYI Viktor (UKR) - R: HALASZ Tibor (HUN)











# SYNCHRO Men Final



Rk	Name	#	NF	Pass	E	D	S	P	Score	Total
1	KAZAK Mikalai HANCHAROU Uladzislau	479	BLR	1	17,000	15,8	8,900		50,600	<b>50,600</b>
2	PROSTOROV Mykola BYEDYEVKIN Dmytro	505	UKR	1	16,100	15,6	9,200		50,100	<b>50,100</b>
3	ABREU Diogo FERREIRA Pedro	499	POR	1	16,300	15,0	9,200		49,700	<b>49,700</b>
4	MARTINY Sebastien MORANTE Allan	486	FRA	1	15,400	15,6	8,300		47,600	<b>47,600</b>
5	GEENS Joris DEBACKER Simon	478	BEL	1	15,000	14,8	8,100		46,000	<b>46,000</b>
6	USHAKOV Dmitrii FEDORENKO Nikita	501	RUS	1	15,200	14,0	8,300		45,800	<b>45,800</b>
7	GRISHUNIN Ilya PIUNOV Oleg	477	AZE	1	11,900	10,7	6,600		35,800	<b>35,800</b>
8	SUULT Adam ASHHAB Naim	482	CZE	1	1,400	2,0	0,900		5,200	<b>5,200</b>



Rk	Name	#	NF	Pass	E	D	S	P	Score	Total
1	USHAKOV Dmitrii FEDORENKO Nikita	501	 RUS	1	18,500	1,9	9,000		38,400	<b>90,300</b>
				2	16,900	15,8	9,600	51,900	Q	
2	KAZAK Mikalai HANCHAROU Uladzislau	479	 BLR	1	18,500	2,5	8,900		38,800	<b>89,600</b>
				2	16,800	15,8	9,100	50,800	Q	
3	GRISHUNIN Ilya PIUNOV Oleg	477	 AZE	1	17,900	3,1	9,400		39,800	<b>88,600</b>
				2	15,800	15,4	8,800	48,800	Q	
4	PROSTOROV Mykola BYEDYEVKIN Dmytro	505	 UKR	1	18,500	2,7	8,500		38,200	<b>87,200</b>
				2	15,200	15,6	9,100	49,000	Q	
5	ABREU Diogo FERREIRA Pedro	499	 POR	1	17,700	3,3	8,400		37,800	<b>86,600</b>
				2	16,000	15,0	8,900	48,800	Q	
6	MARTINY Sebastien MORANTE Allan	486	 FRA	1	17,900	2,7	8,800		38,200	<b>86,200</b>
				2	15,800	14,6	8,800	48,000	Q	
7	GEENS Joris DEBACKER Simon	478	 BEL	1	15,900	3,2	8,700		36,500	<b>82,700</b>
				2	13,800	14,8	8,800	46,200	Q	
8	SUELT Adam ASHHAB Naim	482	 CZE	1	17,200	2,7	9,200		38,300	<b>82,100</b>
				2	13,800	13,6	8,200	43,800	Q	
9	HOLENWEG Romain PROGIN Simon	502	 SUI	1	17,100	2,6	9,600		38,900	<b>81,800</b>
				2	16,900	7,8	9,100	42,900	R	
10	ILIEV Georgi IVANOV Yasen	481	 BUL	1	16,400	2,7	9,100		37,300	<b>81,700</b>
				2	14,200	15,0	7,600	44,400	R	
11	KOSHKADZE Tengizi PUTKARADZE Giorgi	488	 GEO	1	17,200	3,1	9,000		38,300	<b>81,100</b>
				2	17,600	7,2	9,000	42,800		
12	DEMMERS Jimmy VAN ZEIJL Maxim	496	 NED	1	15,800	2,9	8,300		35,300	<b>80,500</b>
				2	14,200	13,2	8,900	45,200		
13	VOGEL Fabian SONN Kyrlyo	489	 GER	1	14,000	1,3	7,300		29,900	<b>79,600</b>
				2	15,900	14,8	9,500	49,700		
14	VEGA David MARTIN Jorge	484	 ESP	1	14,700	2,1	8,000		32,800	<b>79,100</b>
				2	15,200	13,5	8,800	46,300		
15	ZAKRZEWSKI Artur BURDZIAK Lukasz	497	 POL	1	14,200	0,0	7,400		29,000	<b>72,800</b>
				2	17,100	8,7	9,000	43,800		
16	DEMIRO O DOMIRO Morgan LEGROS Romain	487	 FRA	1	18,000	2,9	9,200		39,300	<b>65,800</b>
				2	9,700	8,6	4,100	26,500		



















# SYNCHRO Men Prelims



Rk	Name	#	NF	Pass	E	D	S	P	Score	Total
17	SCHMIDT Daniel KOBBER Immanuel	490	GER	1	17,500	2,7	8,500		37,200	<b>61,400</b>
				2	8,200	8,2	3,900	24,200		
18	TOMASZEWSKI Lukasz HES Bartlomiej	498	POL	1	17,000	2,9	9,200		38,300	<b>58,700</b>
				2	6,700	6,3	3,700	20,400		
19	PONCE Jaime TORRAS Marc	485	ESP	1	12,400	0,0	6,400		25,200	<b>52,200</b>
				2	9,400	8,6	4,500	27,000		
20	PRAEST Daniel KJAER Benjamin	483	DEN	1	17,100	2,9	9,200		38,400	<b>48,500</b>
				2	2,900	3,4	1,900	10,100		
21	KATZ Alon ARTEMIEV Sergey	492	ISR	1	14,900	2,7	8,600		34,800	<b>48,300</b>
				2	4,500	4,2	2,400	13,500		
22	NORDFORS Jonas SMITH Oscar	504	SWE	1	15,900	2,9	8,900		36,600	<b>47,300</b>
				2	3,300	3,4	2,000	10,700		
23	TEILLERS Roeland HOP Samuel	495	NED	1	16,800	2,0	9,100		37,000	<b>42,400</b>
				2	1,600	2,0	0,900	5,400		
24	LUCIANI Stefano LUCARELLI Alessandro	494	ITA	1	16,600	2,7	8,900		37,100	<b>42,300</b>
				2	1,600	2,0	0,800	5,200		
25	AGHAMIROV Ruslan FEDOROVSKIY Dmitriy	476	AZE	1	17,000	1,5	8,800		36,100	<b>41,700</b>
				2	1,800	2,0	0,900	5,600		
26	AZARIAN Sergei MELNIK Mikhail	500	RUS	1	18,100	3,1	9,600		40,400	<b>40,400</b>
				2	0,000	0,0	0,000	0,000		
27	CANNONE Flavio ALOI Dario	493	ITA	1	9,200	0,0	4,500		18,200	<b>36,900</b>
				2	6,600	6,3	2,900	18,700		
28	GRAPSAS Marios GRAPSAS Konstantinos	491	GRE	1	5,100	1,5	2,300		11,200	<b>23,900</b>
				2	4,600	3,7	2,200	12,700		

SJ-E: STOYCHEVA Mariela (UEG) - SJ-E: SIEGFRIED Patrick (UEG) - SJ-D: VAN WETERING Babette (UEG) - CJP: WULLAERT Didier (BEL)  
 E1: LAVERGNE Lilian (FRA) - E2: KRASSTEV Ivo (BUL) - E3: ANDERSSON Ulf (SWE) - E4: ZIERAU Bo (DEN)  
 D6: BIERENFELD Gerda (GER) - D7: THOMPSON Claire (GBR) - ACJP: PISCARRETA Sara (POR) - S8: GASIMOV Abdulla (AZE) - R: STEFANIKOVA Jana (CZE)

Rk	Name	#	NF	Pass	E	D	S	P	Score	Total
1	JURBERT Marine LABROUSSE Lea	442	FRA	1	16,400	11,2	9,200		46,000	<b>46,000</b>
2	KOCHESOK Susana KORNETSKAYA Anna	450	RUS	1	15,800	12,7	8,500		45,500	<b>45,500</b>
3	RENTE Ana MARTINS Beatriz	448	POR	1	15,700	11,3	8,900		44,800	<b>44,800</b>
3	KYIKO Maryna MOSKVINA Nataliya	453	UKR	1	15,800	12,2	8,400		44,800	<b>44,800</b>
5	MUELLER Silva ADAM Leonie	445	GER	1	17,600	7,8	9,200		43,800	<b>43,800</b>
6	PRAT Claudia SAINZ Cristina	441	ESP	1	16,000	10,3	8,700		43,700	<b>43,700</b>
7	JANJGAVA Teona ODISHVILI Ana	444	GEO	1	4,500	4,4	2,800		14,500	<b>14,500</b>
8	LON Maryia BADYHINA Palina	435	BLR	1	4,900	3,2	2,500		13,100	<b>13,100</b>

Rk	Name	#	NF	Pass	E	D	S	P	Score	Total
1	KYIKO Maryna MOSKVINA Nataliya	453	 UKR	1	17,900	2,5	8,800		38,000	<b>84,200</b>
				2	16,000	12,2	9,000	46,200	Q	
2	JURBERT Marine LABROUSSE Lea	442	 FRA	1	17,700	1,5	9,100		37,400	<b>83,100</b>
				2	16,500	11,2	9,000	45,700	Q	
3	MALKOVA Svitlana BAKUNOVYTSKA Anna	452	 UKR	1	17,200	2,9	9,100		38,300	<b>83,000</b>
				2	15,500	11,8	8,700	44,700		
4	KOCHEKOV Susana KORNETSKAYA Anna	450	 RUS	1	16,800	2,7	8,900		37,300	<b>82,400</b>
				2	15,400	12,7	8,500	45,100	Q	
5	MUELLER Silva ADAM Leonie	445	 GER	1	17,900	1,6	9,500		38,500	<b>82,200</b>
				2	17,700	7,0	9,500	43,700	Q	
6	LON Maryia BADYHINA Palina	435	 BLR	1	17,700	2,1	9,400		38,600	<b>81,800</b>
				2	15,000	11,0	8,600	43,200	Q	
7	PRAT Claudia SAINZ Cristina	441	 ESP	1	16,600	2,0	8,800		36,200	<b>81,400</b>
				2	16,500	10,3	9,200	45,200	Q	
8	JANJGAVA Teona ODISHVILI Ana	444	 GEO	1	17,100	1,6	8,900		36,500	<b>80,400</b>
				2	15,400	10,7	8,900	43,900	Q	
9	RENTE Ana MARTINS Beatriz	448	 POR	1	17,100	2,7	8,800		37,400	<b>80,200</b>
				2	15,100	11,5	8,100	42,800	Q	
10	WALMOD Maila MOGENSEN Helena	439	 DEN	1	14,800	2,5	8,400		34,100	<b>76,800</b>
				2	14,200	9,9	9,300	42,700	R	
11	RYDEN Hanna SJOBERG Lina	451	 SWE	1	15,700	1,9	9,100		35,800	<b>75,700</b>
				2	14,000	10,3	7,800	39,900	R	
12	SANTIAGO Elvira MASFRET Cristina	440	 ESP	1	15,900	1,6	6,800		31,100	<b>67,900</b>
				2	14,400	9,4	6,500	36,800		
13	RYZHKOVA Vladislava PAVLOVA Yana	449	 RUS	1	16,800	2,0	7,400		33,600	<b>67,200</b>
				2	13,300	8,5	5,900	33,600		
14	BOERSMA Kirsten FOKKE Tara	446	 NED	1	17,300	2,5	8,700		37,200	<b>63,300</b>
				2	9,400	7,1	4,800	26,100		
15	HARCHONAK Hanna PIATRENIA Tatsiana	434	 BLR	1	18,300	2,1	9,100		38,600	<b>62,700</b>
				2	8,000	6,7	4,700	24,100		
16	SOLANSKA Katerina PALACKA Nada	438	 CZE	1	6,700	0,0	3,900		14,500	<b>54,100</b>
				2	12,900	9,7	8,500	39,600		



# SYNCHRO Women Prelims



Rk	Name	#	NF	Pass	E	D	S	P	Score	Total
17	NATTA Vincente PARIS Laura	443	FRA	1	17,200	2,9	9,100		38,300	<b>47,900</b>
				2	3,500	2,3	1,900	9,600		
18	FRYDRYCHOVA Zita DOLEJSOVA Karolina	437	CZE	1	15,200	0,7	8,500		32,900	<b>37,800</b>
				2	1,600	1,3	1,000	4,900		

SJ-E: KARAVAEVA Irina (UEG) - SJ-E: VICENTE Miguel (UEG) - SJ-D: NUNES Luis (UEG) - CJP: PASHKOUSKAYA Sviatlana (BLR)  
 E1: BELTRAMI Francesca (ITA) - E2: CHRYSOSPATHEIS Dimosthenis (GRE) - E3: VOGT Andreas (SUI) - E4: KHOPERIA Rusudan (GEO)  
 D6: VAN DIJK Saskia (NED) - D7: RODRIGUEZ Maria (ESP) - ACJP: KAGARLYTSKYI Viktor (UKR) - S8: HALASZ Tibor (HUN) - R: OKONIEWSKI Waldemar (POL)

TRA Men Team Final

Rk	Team		National Federation		TOTAL			
P	Req	Gymnast	#	E	Dif	ToF	Pen	Nota
<b>1</b>	<b>Russia</b>			<b>RUS</b>	<b>177,855</b>			
1	1	MELNIK Mikhail	63	24,300	17,3	18,225		59,825
1	2	USHAKOV Dmitrii	65	24,600	17,1	17,455		59,155
1	3	AZARIAN Sergei	62	23,400	17,3	18,175		58,875
4	4	<del>FEDORENKO Nikita</del>	<del>64</del>	<del>23,100</del>	<del>15,8</del>	<del>18,165</del>		<del>57,065</del>
<b>2</b>	<b>Belarus</b>			<b>BLR</b>	<b>173,820</b>			
1	1	HANCHAROU Uladzislau	9	24,900	17,5	18,210		60,610
1	2	KAZAK Mikalai	11	24,300	16,2	17,325		57,825
1	3	ZHUK Artsiom	12	26,700	9,9	18,785		55,385
<b>3</b>	<b>Portugal</b>			<b>POR</b>	<b>169,065</b>			
1	1	ABREU Diogo	60	23,100	17,1	17,765		57,965
1	2	FERREIRA Pedro	59	22,800	16,0	17,315		56,115
1	3	SANTOS Ricardo	58	21,900	16,0	17,085		54,985
4	4	<del>GANCHINHO Diego</del>	<del>64</del>	<del>2,100</del>	<del>2,2</del>	<del>1,920</del>		<del>6,220</del>
<b>4</b>	<b>Belgium</b>			<b>BEL</b>	<b>163,670</b>			
1	1	GEENS Joris	8	23,100	15,6	16,925		55,625
1	2	LENOIR Loic	6	23,400	15,2	16,740		55,340
1	3	VAN OVERBERGHE Ben	7	21,000	15,6	16,105		52,705
4	4	<del>DEBACKER Simon</del>	<del>5</del>	<del>6,600</del>	<del>4,9</del>	<del>5,280</del>		<del>16,780</del>
<b>5</b>	<b>Georgia</b>			<b>GEO</b>	<b>127,585</b>			
1	1	NOZADZE Zurab	30	25,800	14,2	16,840		56,840
1	2	KOSHKADZE Tengizi	32	22,500	15,6	16,780		54,880
1	3	PUTKARADZE Giorgi	31	6,300	4,2	5,365		15,865

TRA Men Prelims

Rk	Team	National Federation		TOTAL				
P	Req	Gymnast	#	E	Dif	ToF	Pen	Nota
<b>Q 1</b>	<b>Belarus</b>		<b>BLR</b>	<b>326,585</b>				
1	1	HANCHAROU Uladzislau	9	28,500	3,4	19,450		51,350
1	2	KAZAK Mikalai	11	28,200	3,2	18,315		49,715
1	3	ZHUK Artsiom	12	27,300	3,1	18,950		49,350
4	4	<del>RABTSAU Aleh</del>	<del>10</del>	<del>27,600</del>	<del>3,1</del>	<del>18,425</del>		<del>49,125</del>
2	1	HANCHAROU Uladzislau	9	24,600	17,5	17,855		59,955
2	2	RABTSAU Aleh	10	24,900	16,2	17,585		58,685
2	3	KAZAK Mikalai	11	24,000	16,2	17,330		57,530
2	4	ZHUK Artsiom	12	7,800	4,9	5,635		18,335
<b>Q 2</b>	<b>Russia</b>		<b>RUS</b>	<b>323,555</b>				
1	1	USHAKOV Dmitrii	65	28,500	3,1	18,670		50,270
1	2	MELNIK Mikhail	63	26,700	3,1	18,760		48,560
1	3	FEDORENKO Nikita	64	26,400	3,1	18,400		47,900
4	4	<del>AZARIAN Sergei</del>	<del>62</del>	<del>26,100</del>	<del>2,9</del>	<del>18,525</del>		<del>47,525</del>
2	1	USHAKOV Dmitrii	65	25,800	17,1	18,040		60,940
2	2	MELNIK Mikhail	63	24,000	17,3	17,795		59,095
2	3	AZARIAN Sergei	62	21,900	16,9	17,990		56,790
2	4	FEDORENKO Nikita	64	16,500	11,7	12,485		40,685
<b>Q 3</b>	<b>Portugal</b>		<b>POR</b>	<b>314,660</b>				
1	1	GANCHINHO Diogo	61	27,600	3,3	18,520		49,420
1	2	FERREIRA Pedro	59	27,000	3,4	18,405		48,805
1	3	ABREU Diogo	60	26,400	3,3	18,785		48,485
4	4	<del>SANTOS Ricardo</del>	<del>58</del>	<del>26,400</del>	<del>3,4</del>	<del>18,455</del>		<del>48,255</del>
2	1	GANCHINHO Diogo	61	23,700	16,2	16,865		56,765
2	2	ABREU Diogo	60	22,500	16,5	17,190		56,190
2	3	FERREIRA Pedro	59	21,900	16,0	17,095		54,995
2	4	SANTOS Ricardo	58	21,300	15,4	17,050		53,750
<b>Q 4</b>	<b>Belgium</b>		<b>BEL</b>	<b>299,385</b>				
1	1	LENOIR Loic	6	26,400	2,9	17,780		47,080
1	2	DEBACKER Simon	5	24,900	3,3	18,030		46,230
1	3	GEENS Joris	8	24,600	3,2	17,780		45,580
4	4	<del>VAN-OVERBERGHE Ben</del>	<del>7</del>	<del>23,700</del>	<del>3,1</del>	<del>17,360</del>		<del>44,160</del>
2	1	LENOIR Loic	6	23,100	15,2	16,660		54,960
2	2	GEENS Joris	8	21,600	15,8	16,695		54,095
2	3	VAN OVERBERGHE Ben	7	20,400	15,2	15,840		51,440
2	4	DEBACKER Simon	5	6,000	5,3	5,480		16,780

TRA Men Prelims

Rk	Team			National Federation	TOTAL			
P	Req	Gymnast	#	E	Dif	ToF	Pen	Nota
<b>Q 5</b>	<b>Georgia</b>			<b>GEO</b>	<b>299,303</b>			
1	1	KOSHKADZE Tengizi	32	26,700	2,9	18,310		47,910
1	2	NOZADZE Zurab	30	27,000	3,3	17,378		47,678
1	3	PUTKARADZE Giorgi	31	25,200	2,9	17,890		45,990
2	1	NOZADZE Zurab	30	23,400	14,2	16,300		53,900
2	2	KOSHKADZE Tengizi	32	22,800	14,4	16,635		53,835
2	3	PUTKARADZE Giorgi	31	21,000	13,2	15,790		49,990
<b>6</b>	<b>Greece</b>			<b>GRE</b>	<b>296,960</b>			
1	1	KOUTAVAS Apostolos	39	25,500	3,6	17,835		46,935
1	2	GRAPSAS Marios	38	25,500	3,1	17,805		46,405
1	3	TOPTIDIS Ioannis	37	26,100	2,7	17,440		46,240
4	4	<del>GRAPSAS Konstantinos</del>	<del>40</del>	<del>24,300</del>	<del>3,1</del>	<del>17,500</del>		<del>44,900</del>
2	1	GRAPSAS Konstantinos	40	22,500	15,2	16,850		54,550
2	2	GRAPSAS Marios	38	23,100	13,9	16,880		53,880
2	3	TOPTIDIS Ioannis	37	19,500	13,8	15,750	0,1	48,950
2	4	<del>KOUTAVAS Apostolos</del>	<del>39</del>	<del>2,100</del>	<del>2,0</del>	<del>1,910</del>		<del>6,010</del>
<b>7</b>	<b>Azerbaijan</b>			<b>AZE</b>	<b>294,950</b>			
1	1	PIUNOV Oleg	4	25,800	3,3	18,630		47,730
1	2	FEDOROVSKIY Dmitriy	2	25,200	2,9	17,020		45,120
1	3	AGHAMIROV Ruslan	1	20,400	1,1	14,150		35,650
4	4	<del>GRISHUNIN Ilya</del>	<del>3</del>	<del>19,800</del>	<del>0,0</del>	<del>13,615</del>		<del>33,415</del>
2	1	GRISHUNIN Ilya	3	22,500	16,4	17,675		56,575
2	2	PIUNOV Oleg	4	23,100	15,4	17,100		55,600
2	3	FEDOROVSKIY Dmitriy	2	21,600	16,4	16,275		54,275
2	4	<del>AGHAMIROV Ruslan</del>	<del>1</del>	<del>21,900</del>	<del>15,4</del>	<del>16,585</del>		<del>53,885</del>
<b>8</b>	<b>Spain</b>			<b>ESP</b>	<b>290,155</b>			
1	1	PONCE Jaime	23	25,500	3,3	17,640		46,440
1	2	MARTIN Jorge	20	24,300	2,3	18,990		45,590
1	3	VEGA David	22	24,000	3,7	17,385		45,085
4	4	<del>TORRAS Marc</del>	<del>21</del>	<del>24,600</del>	<del>3,1</del>	<del>17,295</del>		<del>44,995</del>
2	1	TORRAS Marc	21	22,200	15,0	15,700		52,900
2	2	VEGA David	22	21,300	13,2	16,790		51,290
2	3	MARTIN Jorge	20	19,200	12,8	16,850		48,850
2	4	<del>PONCE Jaime</del>	<del>23</del>	<del>13,800</del>	<del>9,2</del>	<del>10,410</del>		<del>33,410</del>



TRA Men Prelims

Rk	Team			National Federation					TOTAL
P	Req	Gymnast	#	E	Dif	ToF	Pen	Nota	
<b>9</b>	<b>Netherlands</b>			<b>NED</b>					<b>288,170</b>
1	1	VAN ZEIJL Maxim	51	27,300	2,5	17,845		47,645	
1	2	DEMMERS Jimmy	52	26,100	2,9	17,625		46,625	
1	3	TEILLERS Roeland	50	24,900	2,7	17,735		45,335	
4	4	<del>HOP Samuel</del>	<del>53</del>	<del>25,500</del>	<del>2,7</del>	<del>16,415</del>		<del>44,615</del>	
2	1	TEILLERS Roeland	50	21,300	14,2	15,475		50,975	
2	2	HOP Samuel	53	20,700	13,5	15,000		49,200	
2	3	DEMMERS Jimmy	52	19,500	13,4	15,490		48,390	
2	4	<del>VAN ZEIJL Maxim</del>	<del>51</del>	<del>15,300</del>	<del>9,9</del>	<del>11,940</del>		<del>37,140</del>	
<b>10</b>	<b>Germany</b>			<b>GER</b>					<b>276,615</b>
1	1	KOBER Immanuel	35	27,900	2,7	18,015		48,615	
1	2	SONN Kyrlo	36	27,000	3,3	18,255		48,555	
1	3	SCHMIDT Daniel	33	27,000	2,9	18,055		47,955	
4	4	<del>VOGEL Fabian</del>	<del>34</del>	<del>26,100</del>	<del>2,9</del>	<del>18,225</del>		<del>47,225</del>	
2	1	SONN Kyrlo	36	23,700	15,8	17,485		56,985	
2	2	VOGEL Fabian	34	21,000	15,0	16,505		52,505	
2	3	SCHMIDT Daniel	33	8,400	6,7	6,900		22,000	
2	4	<del>KOBER Immanuel</del>	<del>35</del>	<del>6,900</del>	<del>5,5</del>	<del>5,345</del>		<del>17,745</del>	
<b>11</b>	<b>France</b>			<b>FRA</b>					<b>275,840</b>
1	1	DEMIRO O DOMIRO Morgan	26	27,000	3,2	18,740		48,940	
1	2	MARTINY Sebastien	27	27,000	3,2	18,285		48,485	
1	3	LEGROS Romain	24	27,300	2,7	18,205		48,205	
4	4	<del>MORANTE Allan</del>	<del>25</del>	<del>26,100</del>	<del>3,2</del>	<del>18,855</del>		<del>48,155</del>	
2	1	MARTINY Sebastien	27	24,000	15,8	17,265		57,065	
2	2	LEGROS Romain	24	22,500	15,8	16,305		54,605	
2	3	DEMIRO O DOMIRO Morgan	26	7,500	5,5	5,540		18,540	
2	4	<del>MORANTE Allan</del>	<del>25</del>	<del>5,100</del>	<del>3,8</del>	<del>3,815</del>		<del>12,715</del>	
<b>12</b>	<b>Poland</b>			<b>POL</b>					<b>266,282</b>
1	1	BURDZIAK Lukasz	54	26,700	2,7	18,445		47,845	
1	2	TOMASZEWSKI Lukasz	56	26,100	2,9	18,360		47,360	
1	3	ZAKRZEWSKI Artur	55	26,700	2,9	17,657		47,257	
4	4	<del>HES Bartlomiej</del>	<del>57</del>	<del>24,600</del>	<del>2,9</del>	<del>17,630</del>		<del>45,130</del>	
2	1	TOMASZEWSKI Lukasz	56	22,200	16,0	16,550		54,750	
2	2	BURDZIAK Lukasz	54	20,700	15,2	17,185		53,085	
2	3	ZAKRZEWSKI Artur	55	5,100	5,5	5,385		15,985	
2	4	<del>HES Bartlomiej</del>	<del>57</del>	<del>2,400</del>	<del>2,0</del>	<del>1,885</del>		<del>6,285</del>	

TRA Men Prelims



Rk	Team		National Federation						TOTAL
P	Req	Gymnast	#	E	Dif	ToF	Pen	Nota	
<b>13</b>	<b>Italy</b>			<b>ITA</b>					<b>262,605</b>
1	1	LUCARELLI Alessandro	49	27,000	2,9	17,730		47,630	
1	2	CANNONE Flavio	46	24,300	3,2	18,115		45,615	
1	3	ALOI Dario	47	24,900	2,9	17,755		45,555	
4	4	<del>LUCIANI Stefano</del>	<del>48</del>	<del>21,300</del>	<del>2,9</del>	<del>17,835</del>		<del>42,035</del>	
2	1	LUCARELLI Alessandro	49	21,900	14,6	16,835		53,335	
2	2	LUCIANI Stefano	48	18,600	11,2	14,480		44,280	
2	3	ALOI Dario	47	11,400	6,3	8,490		26,190	
2	4	<del>CANNONE Flavio</del>	<del>46</del>	<del>2,400</del>	<del>1,9</del>	<del>1,900</del>		<del>6,200</del>	
<b>14</b>	<b>Ukraine</b>			<b>UKR</b>					<b>261,710</b>
1	1	BYEDYEVKIN Dmytro	76	27,300	3,2	18,275		48,775	
1	2	SOBAKAR Dmytro	74	22,800	3,3	17,435		43,535	
1	3	PROSTOROV Mykola	75	24,600	1,1	16,665		42,365	
2	1	BYEDYEVKIN Dmytro	76	21,900	15,6	17,095		54,595	
2	2	SOBAKAR Dmytro	74	20,100	14,4	14,965		49,465	
2	3	PROSTOROV Mykola	75	9,000	6,9	7,175	0,1	22,975	
<b>15</b>	<b>Sweden</b>			<b>SWE</b>					<b>224,905</b>
1	1	NORDFORS Jonas	71	26,700	3,1	17,825		47,625	
1	2	AABERG Mans	70	24,600	2,5	17,820		44,920	
1	3	SMITH Oscar	72	22,200	2,9	17,770		42,870	
2	1	NORDFORS Jonas	71	21,900	16,2	17,005		55,105	
2	2	SMITH Oscar	72	6,600	5,5	5,285		17,385	
2	3	AABERG Mans	70	6,000	5,5	5,500		17,000	
<b>16</b>	<b>Denmark</b>			<b>DEN</b>					<b>224,480</b>
1	1	PRAEST Daniel	17	25,800	2,7	18,465		46,965	
1	2	KJAER Benjamin	19	24,900	2,7	17,910		45,510	
1	3	SCHOPPE Jacob	18	23,100	2,9	17,725		43,725	
2	1	SCHOPPE Jacob	18	18,900	14,4	16,480		49,780	
2	2	KJAER Benjamin	19	12,900	9,6	10,280		32,780	
2	3	PRAEST Daniel	17	1,800	2,0	1,920		5,720	
<b>17</b>	<b>Great Britain</b>			<b>GBR</b>					<b>212,895</b>
1	1	BAILEY Nathan	28	27,900	2,7	18,960		49,560	
1	2	STRONG Luke	29	26,400	3,1	18,450		47,950	
2	1	BAILEY Nathan	28	24,600	16,2	17,425		58,225	
2	2	STRONG Luke	29	22,800	16,9	17,460		57,160	



Team Qualification



### TRA Men Prelims

Rk	Team			National Federation	TOTAL				
P	Req	Gymnast	#	E	Dif	ToF	Pen	Nota	
<b>18</b>	<b>Switzerland</b>			 <b>SUI</b>					<b>193,065</b>
1	1	RAYMOND Jimmy	68	27,000	2,9	17,645		47,545	
1	2	PROGIN Simon	66	24,600	2,7	18,020		45,320	
1	3	HOLENWEG Romain	67	24,300	3,2	17,415		44,915	
2	1	PROGIN Simon	66	15,600	10,7	11,400		37,700	
2	2	HOLENWEG Romain	67	4,500	3,2	3,715		11,415	
2	3	RAYMOND Jimmy	68	2,400	2,0	1,770		6,170	
<b>19</b>	<b>Israel</b>			 <b>ISR</b>					<b>185,355</b>
1	1	KATZ Alon	44	24,900	3,3	16,820		45,020	
1	2	ARTEMIEV Sergey	45	23,400	2,7	16,240		42,340	
2	1	KATZ Alon	44	20,700	14,0	15,665		50,365	
2	2	ARTEMIEV Sergey	45	19,500	13,0	15,130		47,630	



**Team Final**



**TRA Women Team Final**

Rk	Team	National Federation					TOTAL	
P	Req	Gymnast	#	E	Dif	ToF	Pen	Nota
<b>1</b>	<b>Great Britain</b>	<b>GBR</b>					<b>159,595</b>	
1	1	PAGE Bryony	174	23,400	14,4	15,475		53,275
1	2	DRISCOLL Katherine	173	22,800	14,4	16,065		53,265
1	3	CLARK Pamela	172	21,900	15,0	16,155		53,055
4	4	<del>PARKER Amanda</del>	<del>175</del>	<del>22,500</del>	<del>14,4</del>	<del>15,280</del>		<del>52,180</del>
<b>2</b>	<b>Russia</b>	<b>RUS</b>					<b>156,970</b>	
1	1	KOCHESOK Susana	193	22,800	13,6	16,875		53,275
1	2	PAVLOVA Yana	194	21,600	14,8	15,735		52,135
1	3	RYZHKOVA Vladislava	191	24,000	12,1	15,460		51,560
4	4	<del>KORNETSKAYA Anna</del>	<del>192</del>	<del>21,900</del>	<del>12,1</del>	<del>15,680</del>		<del>49,680</del>
<b>3</b>	<b>Spain</b>	<b>ESP</b>					<b>149,895</b>	
1	1	PRAT Claudia	167	23,100	14,0	15,995		53,095
1	2	SAINZ Cristina	166	21,900	12,7	14,435		49,035
1	3	SANTIAGO Elvira	164	22,500	10,2	15,065		47,765
4	4	<del>MASFRET Cristina</del>	<del>165</del>	<del>11,100</del>	<del>6,5</del>	<del>7,520</del>		<del>25,120</del>
<b>4</b>	<b>Georgia</b>	<b>GEO</b>					<b>143,985</b>	
1	1	ODISHVILI Ana	178	21,900	13,3	14,665		49,865
1	2	GOGASHVILI Nana	176	26,100	8,0	15,040		49,140
1	3	JANJGAVA Teona	177	20,400	9,8	14,780		44,980
<b>5</b>	<b>France</b>	<b>FRA</b>					<b>141,800</b>	
1	1	JURBERT Marine	171	23,400	13,1	15,825		52,325
1	2	LABROUSSE Lea	169	22,800	13,3	15,405		51,505
1	3	PARIS Laura	168	17,700	7,4	12,870		37,970
4	4	<del>NATTA Vincente</del>	<del>170</del>	<del>6,900</del>	<del>2,8</del>	<del>5,190</del>		<del>14,890</del>



## Team Qualification



### TRA Women Prelims

Rk	Team		National Federation						TOTAL
	P	Req	Gymnast	#	E	Dif	ToF	Pen	Nota
<b>Q 1</b>	<b>Great Britain</b>		<b>GBR</b>						<b>295,470</b>
	1	1	PAGE Bryony	174	27,300	2,9	16,145		46,345
	1	2	PARKER Amanda	175	27,000	2,8	16,220		46,020
	1	3	DRISCOLL Katherine	173	25,800	2,7	17,020		45,520
	4	4	<del>CLARK Pamela</del>	<del>172</del>	<del>25,200</del>	<del>2,9</del>	<del>16,770</del>		<del>44,870</del>
	2	1	CLARK Pamela	172	22,500	15,0	16,175		53,675
	2	2	DRISCOLL Katherine	173	21,900	14,4	16,015		52,315
	2	3	PARKER Amanda	175	22,200	14,4	14,995		51,595
	2	4	<del>PAGE Bryony</del>	<del>174</del>	<del>20,100</del>	<del>14,4</del>	<del>14,525</del>		<del>49,025</del>
<b>Q 2</b>	<b>France</b>		<b>FRA</b>						<b>290,650</b>
	1	1	JURBERT Marine	171	26,100	2,9	16,710		45,710
	1	2	NATTA Vincente	170	24,900	3,1	16,570		44,570
	1	3	LABROUSSE Lea	169	24,600	3,1	16,095		43,795
	4	4	<del>PARIS Laura</del>	<del>168</del>	<del>22,200</del>	<del>4,5</del>	<del>15,300</del>		<del>39,000</del>
	2	1	JURBERT Marine	171	23,400	13,1	16,055		52,555
	2	2	PARIS Laura	168	24,000	12,1	16,125		52,225
	2	3	LABROUSSE Lea	169	23,100	13,3	15,395		51,795
	2	4	<del>NATTA Vincente</del>	<del>170</del>	<del>3,900</del>	<del>2,5</del>	<del>3,405</del>		<del>9,805</del>
<b>Q 3</b>	<b>Russia</b>		<b>RUS</b>						<b>290,285</b>
	1	1	PAVLOVA Yana	194	27,300	2,7	16,935		46,935
	1	2	KOCHEKOV Susana	193	24,900	3,1	17,095		45,095
	1	3	KORNETSKAYA Anna	192	25,200	2,9	16,835		44,935
	4	4	<del>RYZHKOVA Vladislava</del>	<del>191</del>	<del>25,200</del>	<del>4,5</del>	<del>16,000</del>		<del>42,700</del>
	2	1	PAVLOVA Yana	194	22,800	15,0	16,155		53,955
	2	2	KOCHEKOV Susana	193	21,000	13,6	16,040		50,640
	2	3	RYZHKOVA Vladislava	191	21,300	12,1	15,325		48,725
	2	4	<del>KORNETSKAYA Anna</del>	<del>192</del>	<del>16,500</del>	<del>9,3</del>	<del>13,705</del>		<del>39,505</del>
<b>Q 4</b>	<b>Georgia</b>		<b>GEO</b>						<b>285,990</b>
	1	1	GOLOVINA Luba	179	27,000	2,9	17,280		47,180
	1	2	ODISHVILI Ana	178	26,700	1,6	16,030		44,330
	1	3	GOGASHVILI Nana	176	25,800	2,5	15,015		43,315
	4	4	<del>JANJGAVA Teona</del>	<del>177</del>	<del>25,200</del>	<del>4,6</del>	<del>16,105</del>		<del>42,905</del>
	2	1	GOLOVINA Luba	179	23,400	12,9	16,380		52,680
	2	2	ODISHVILI Ana	178	21,600	13,3	14,960		49,860
	2	3	GOGASHVILI Nana	176	25,800	8,0	14,825		48,625
	2	4	<del>JANJGAVA Teona</del>	<del>177</del>	<del>3,900</del>	<del>3,1</del>	<del>3,295</del>		<del>10,295</del>

TRA Women Prelims

Rk	Team		National Federation						TOTAL
P	Req	Gymnast	#	E	Dif	ToF	Pen	Nota	
<b>Q 5</b>	<b>Spain</b>		<b>ESP</b>						<b>278,890</b>
1	1	PRAT Claudia	167	26,100	2,7	16,635		45,435	
1	2	SAINZ Cristina	166	25,200	2,2	16,090		43,490	
1	3	MASFRET Cristina	165	24,600	2,2	15,755		42,555	
4	4	<del>SANTIAGO-Elvira</del>	<del>164</del>	<del>20,700</del>	<del>2,9</del>	<del>14,795</del>		<del>38,395</del>	
2	1	PRAT Claudia	167	20,100	13,6	15,870		49,570	
2	2	SAINZ Cristina	166	21,900	12,7	14,435		49,035	
2	3	MASFRET Cristina	165	22,800	11,1	14,905		48,805	
2	4	<del>SANTIAGO-Elvira</del>	<del>164</del>	<del>21,300</del>	<del>10,2</del>	<del>14,830</del>		<del>46,330</del>	
<b>6</b>	<b>Sweden</b>		<b>SWE</b>						<b>256,730</b>
1	1	RYDEN Hanna	196	23,700	1,8	15,600		41,100	
1	2	HEDBERG LUNDBLAD Louise	197	22,500	1,8	15,100		39,400	
1	3	SJOBERG Lina	198	21,000	3,1	15,020		39,120	
2	1	SJOBERG Lina	198	19,800	12,9	14,400		47,100	
2	2	RYDEN Hanna	196	20,400	10,7	15,345		46,445	
2	3	HEDBERG LUNDBLAD Louise	197	19,500	10,0	14,065		43,565	
<b>7</b>	<b>Ukraine</b>		<b>UKR</b>						<b>255,910</b>
1	1	MOSKVINA Nataliya	202	25,200	2,9	16,345		44,445	
1	2	MALKOVA Svitlana	199	23,400	3,3	16,640		43,340	
1	3	KYIKO Maryna	201	7,800	0,0	4,980		12,780	
4	4	<del>BAKUNOVYTSKA Anna</del>	<del>200</del>	<del>4,200</del>	<del>1,7</del>	<del>3,360</del>		<del>9,260</del>	
2	1	MOSKVINA Nataliya	202	23,400	14,2	15,510		53,110	
2	2	BAKUNOVYTSKA Anna	200	22,800	13,1	15,490		51,390	
2	3	MALKOVA Svitlana	199	21,900	13,1	15,845		50,845	
2	4	<del>KYIKO Maryna</del>	<del>201</del>	<del>21,300</del>	<del>13,8</del>	<del>15,395</del>		<del>50,495</del>	
<b>8</b>	<b>Denmark</b>		<b>DEN</b>						<b>252,570</b>
1	1	WALMOD Maila	161	22,500	2,5	15,880		40,880	
1	2	MOGENSEN Helena	162	21,300	2,5	15,415		39,215	
1	3	SMITH Vanessa Rae	163	20,400	2,5	15,190		38,090	
2	1	WALMOD Maila	161	18,600	12,0	15,095		45,695	
2	2	MOGENSEN Helena	162	19,500	10,7	14,950		45,150	
2	3	SMITH Vanessa Rae	163	18,900	9,7	14,940		43,540	



Team Qualification



### TRA Women Prelims

Rk	Team		National Federation	TOTAL				
P	Req	Gymnast	#	E	Dif	ToF	Pen	Nota
<b>9</b>	<b>Belarus</b>		<b>BLR</b>	<b>251,595</b>				
1	1	HARCHONAK Hanna	155	26,100	2,9	17,520		46,520
1	2	LON Maryia	154	26,700	2,0	16,930		45,630
1	3	PIATRENIA Tatsiana	156	25,800	2,9	16,760		45,460
4	4	<del>BADYHINA Palina</del>	<del>157</del>	<del>25,200</del>	<del>2,0</del>	<del>15,680</del>		<del>42,880</del>
2	1	HARCHONAK Hanna	155	23,700	12,1	16,385		52,185
2	2	BADYHINA Palina	157	23,100	12,1	14,985		50,185
2	3	PIATRENIA Tatsiana	156	4,800	3,4	3,415		11,615
2	4	<del>LON Maryia</del>	<del>154</del>	<del>2,400</del>	<del>1,5</del>	<del>1,745</del>		<del>5,645</del>
<b>10</b>	<b>Netherlands</b>		<b>NED</b>	<b>232,530</b>				
1	1	LENDERS Andrea	185	25,800	2,9	16,555		45,255
1	2	BOERSMA Kirsten	187	25,200	2,7	16,500		44,400
1	3	BET Bo	188	24,900	2,5	16,315		43,715
4	4	<del>FOKKE Tara</del>	<del>186</del>	<del>19,200</del>	<del>0,7</del>	<del>16,375</del>		<del>36,275</del>
2	1	BET Bo	188	21,000	13,3	15,050		49,350
2	2	BOERSMA Kirsten	187	10,800	7,4	8,020		26,220
2	3	FOKKE Tara	186	10,200	5,4	7,990		23,590
2	4	<del>LENDERS Andrea</del>	<del>185</del>	<del>2,400</del>	<del>2,0</del>	<del>1,775</del>		<del>6,175</del>